



more **style,** more **space**

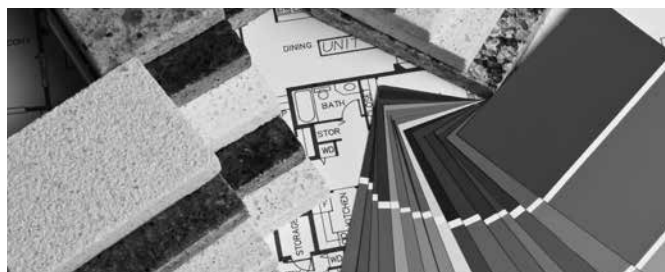


Think bigger with conservatories, orangeries and extensions

Ultraframe[®]
Transforming light and space

A better way to plan

Your project, one supplier, one price. Experienced project managers have all the expertise you need to bring your ideas to life, with state of the art tools to help you visualise your designs and structural engineers on hand to make them happen. Regulatory approval is easy, with a range of products specially designed to meet and exceed Building Regulations.




A better way to create warm, bright spaces

A better way to build

We work harder to make it easier for you. Because all our high quality components are engineered and pre-manufactured to your specifications, they are faster to fit, and often reduce the number of tradesmen and time required on site. Yet we never compromise on quality to achieve this convenience, so you can have your new room built with complete confidence.

A better way to live

Our thermally efficient glass and innovative building solutions mean that your home will be flooded with natural light and a comfortable temperature all year round. Plus there are endless design and colour options to help you personalise your room, from stylish perimeter pelmets with integrated lighting to super-insulated columns and decorative cornices.



Add style and space the easy way. Let us help you re-imagine your home and take care of all the details.

Ultraframe makes the functional inspirational, creating the innovative solutions you need to make your dream home a reality.




Why choose **Ultraframe**?

Ultraframe is the leading name in conservatories, orangeries, extensions and replacement roofs. We've been designing and manufacturing British made roofing systems and other building solutions for over 35 years and we're proud to have helped extend and improve over two million UK homes.

We specialise in making things simple, with a huge range of options to help you create exactly the space you're looking for. From thermally efficient glass to super-insulated columns and from spotlights and speakers to contemporary colours, we have the experience and expertise you need to add a warm and stylish space to your home.

- 06** CONSERVATORIES
- 12** ORANGERIES
- 18** EXTENSIONS
- 24** REPLACEMENT ROOFS
- 30** STYLE, DESIGN & TECHNICAL



Create a **conservatory** to complement your home

Design your conservatory style to suit your architecture, space and budget, then select from an exciting range of options to make your conservatory your own. Choose traditional or contemporary designs; super-insulated columns and orangery inspired internal pelmets; and a range of colours to add an extra touch of personality.

Whether you go for a classic design with dwarf walls or a contemporary build with full height glass and bi-fold or sliding

doors, you can count on the very latest thermal performance and lasting quality.

Choosing a conservatory to extend your home is just the start. Ultraframe gives you so many options to help you create a conservatory that complements both your home and your lifestyle.



Classic Conservatory

The Classic Conservatory incorporates the latest technologies in roof and glazing design and can be complemented with a range of optional extras. Choose from traditional or contemporary styles and bring your garden into your home by using full height glazing and bi-fold, sliding or French doors.



A **Performance Conservatory** feels solid, warm and cosy. A decorative external cornice adds appeal to the look from outside, while the thermally insulated internal pelmet gives a room-like feel to the inside. Super-insulated columns ensure superior thermal efficiency and add an extension-like feel to the conservatory.



Performance Conservatory

The Performance Conservatory features the latest super-insulated column technology which is five times more thermally efficient than standard brick columns. This means that not only will your Performance Conservatory look stunning, it will also be extremely thermally efficient.

The decorative cornice gives a sense of grandeur and style to the conservatory externally, while internally, the plastered columns and insulated perimeter ceiling pelmet give a cosy feel to the room. The super-insulated columns also feature a plastered finish to the interior, and combined with the ceiling pelmet, the effect is a cosy room-like feel.

Stunning to look at with superior thermal performance, you will enjoy this conservatory all year round.



Your **conservatory**
your way

Conservatory Extension

A Conservatory Extension is filled with huge amounts of natural light yet is insulated enough to be opened up to the rest of your home to create a beautiful open plan living space.

These stunning contemporary spaces will be the same temperature as the rest of your home, thanks to a combination of solid walls, high performance glass and an insulated internal pelmet.



Bi-fold doors, brick columns and a stunning glass roof combine to create the Conservatory Extension. Superior thermal features mean that this popular choice can be opened up to the rest of your home for a modern open-plan living space.


Adding bi-fold doors means that you can also open a Conservatory Extension up to the outdoors, creating a seamless connection between your home and garden. The integrated structural goalpost allows for large spans of doors without the need for additional costly support. Of course, you could add French or patio doors to your Conservatory Extension if you prefer – the choice is yours.



Ultrasky creates the perfect living space whether you're entertaining, relaxing with your family, or having a cosy night in.

Simple, stylish and elegant **orangeries**

An Ultrasky Orangery offers you an exciting and inspiring alternative, combining the very best of both worlds, with the light, open feeling of a conservatory and the tall, pillared grandeur of an orangerie. Always warm, welcoming and cosy, thanks to Ultraframe's advanced insulation technology and thermally efficient glass, an orangerie gets its distinctive look from its lantern shaped roof, that creates a real focal point for your new room.



Enjoy an even lighter, brighter space with the internal look of a traditional orangery blended with a contemporary exterior.

Broaden your horizons
with an **Ultrasky Orangery**

Contemporary Orangery

The Contemporary Orangery features the Ultrasky Roof, super-insulated columns and a hidden structural goalpost.

The Ultrasky Roof is perfect for large openings of bi-fold or sliding doors and combines fresh modern styling with the latest in glazed roof technology. Its discrete strength keeps the ridge and the roof bars surprisingly slender and with fewer bars the design has more light.

The Ultrasky Roof is the best way to build stunning orangeries to inspire and impress. The structural goalpost which is concealed within the Ultrasky Roof, carries the load over large door openings or large spans of glass, letting more light flood into the room.

Super-insulated columns give five times more thermal efficiency than traditional brick pillars, adding style and solidity for a unique modern design.

Classic Orangery

The Classic Orangery combines solid brick pillars and a performance glass roof with an internal insulated pelmet and a range of traditional finishing touches.

Finish your orangery in style with a choice of flat or curved decorative cornices (p30), in a range of heights, to carefully conceal the guttering and match the current look of your home.



Add style and sophistication with an **Ultrasky Lantern**, to flood your space with light



Lantern Orangery

Unrivalled strength gives the Ultrasky Lantern slimline simplicity and an undeniable elegance, while the thermally broken ridge helps minimise condensation. This is especially important in a kitchen where heat levels change rapidly.

As beautiful as it is practical, the Ultrasky Lantern has a 25° pitch to all 4 sides, Ultrasky Lanterns provide a stunning addition to any room and are ideal for creating a focal point in a dining room or kitchen. Available in sizes up to 4m by 5.85m.



Whether you want more space for the children to play, or an elegant room for entertaining your friends, Ultraframe has the answers.

Create a warm, bright living space, **extensions** with real style

The most solid and substantial way to add space to your home, an Ultraframe extension can also be the most thermally efficient. Take away the internal doors and allow life to ebb and flow naturally within an open plan space that is comfortable and flexible all year round.

For your total peace of mind, not only are Ultraframe solid roof systems certified to meet current Building Regulations, but they have also been fully fire tested as opposed to relying on individual part ratings.

Extensions, in five easy steps!

Many people are put off extending their home for fear of endless regulations, weeks of disruption and escalation of costs. But there is now a better way to get the extension of your dreams.



1. FREE SITE SURVEY

Your local specialist will visit your home, carry out a free survey and give you the advice and inspiration you need.



2. SPECIFICATION AND QUOTE

Your installer will help you to design your own unique space, providing images and brochures to create a detailed specification and quotation.



3. SCHEDULING

Once your extension design is agreed, your installer will draw up a work schedule so you know exactly what will happen and when.



4. MANUFACTURING

To minimise the mess, the made-to-measure components are precision engineered at Ultraframe's factory and then simply assembled on-site.



5. BUILT... AND APPROVED

The expert team will quickly install and finish your new extension, treating your home with respect and minimising mess. Ultraframe's products are pre-approved to meet Building Regulations, so there's less red tape!

With one team taking care of everything, there are no complex communication issues and no lengthy project management problems.

Choose from Ultraroom, Livinroom, or Flat Roof Extension (with choice of Ultrasky Lantern or Ultrasky Flat Skylight) for your perfect home extension.

Pitched Roof Extensions, light, bright and beautiful.

Ultrarroof



An Ultrarroof Extension fuses the thermal properties of brick or super-insulated columns with the ultimate in lightweight tiled roof solutions. Ultrarroof offers a magnificent vaulted plastered ceiling on the inside, enhancing the feeling of space. It's finished on the outside with beautiful and authentic looking lightweight tiles, available in three colour finishes to match or contrast with your home (p33). Insert full length glazed panels to flood your home with natural light and create a stunning feature. It's no wonder that Ultrarroof is the preferred tiled roof of 8 out of 10 homeowners*.

*Based on roof appearance & aesthetics (independent market research study conducted Feb 2019 with 64 UK homeowners).



Livinroof



When planning an extension the importance of natural light cannot be underestimated.

Livinroof Extension
Ideal for a contemporary extension with wide bi-fold doors, the Livinroof Extension is the most versatile product on the market with the ability to be built in almost any shape or size for endless design options.

The 'hybrid' roof design means you can insert shaped glass into the contemporary grey panelled solid roof, allowing the perfect amount of light to enter the room exactly where you need it most. What's more, the roof is very well insulated, giving you a room that you can use all year round.

Ultrarroof

Flat Roof Extensions, the modern way to extend your home.

Flat Roof Extensions

A Flat Roof Extension is the modern way to extend your home and create a Grand Design. With the new space opened up to your existing home, a Flat Roof Extension is a fantastic way to create the large open plan living space that so many families desire.

Flood your extension with natural light with the addition of stunning glazing in the roof. Choose from Ultrasky Flat Skylights or Lanterns to create your perfect extension.

Including large spans of bi-fold or sliding doors into your Flat Roof Extension will bring in further light while enhancing the modern look and creating a seamless link with the outdoors.



Ultrasky Flat Skylight

The Ultrasky Flat Skylight is a stunning contemporary choice for bringing light into your Flat Roof Extension. Its distinctive frameless edge-to-edge design (with the option of blue glass), creates a stunning look that allows the largest possible amount of light into the room. The fully insulated frame with 'Warm Frame' technology and high-performance noise reducing glass means the Ultrasky Flat Skylight reduces any noise from outside and is unrivalled in terms of thermal efficiency. Available in sizes up to 1.4m x 2m.



Ultrasky Lantern

Ultrasky Lanterns are another beautiful option for a Flat Roof Extension. With slimline bars and fewer of them vs other lanterns, you'll always see more sky with an Ultrasky lantern.

Available in sizes up to 5.8m x 4m.



You'll be amazed at the difference a new roof makes to both the comfort and usage of your current space.

Replace your roof, revive your room

Updating your conservatory with the latest roofs from Ultraframe can have a significant impact on the thermal efficiency of your home, making your conservatory comfortable and cosy all year round. Replacing the roof is a simple and cost effective solution that can add value as well as warmth.

Re-roof, **replace,** or re-build?

You have three options to upgrade your conservatory:


The easiest is simply to **re-roof**. All Ultraframe roofs are designed to fit seamlessly onto your existing window frames, making it simple to trade up to a new level of quality and performance. You'll be amazed at the difference re-roofing makes to both the comfort and class of your current space.

At the same time as replacing your roof it's easy to **replace** and upgrade your windows and doors if you choose to.

Of course the final option is to **rebuild** the entire conservatory.



Ultrarroof



Ultrarroof combines an authentic tiled roof with full length glass panels, allowing natural light to enter.

Ultrarroof

Ultrarroof

Ultraframe has been designing and manufacturing conservatory roofs for over 35 years and all of our technical know how paved the way for the development of our Ultrarroof tiled roof system. Use Ultrarroof for a new extension or to upgrade your existing conservatory roof – the choice is yours.



Ultrarroof

With a stunning choice of authentic tiles and the option to add full length glazing panels to flood your room with natural light, it's no wonder that Ultrarroof is the preferred tiled roof of 8 out of 10 homeowners*.

Ultrarroof can be configured into any shape or size and never needs a tie bar – ever, so whatever your extension or conservatory plans, Ultrarroof can provide the perfect solution. Beautiful internal and external soffits can be specified to provide the perfect housing for lighting and further add to the extension-like look, both internally and externally.

**Based on roof appearance & aesthetics (independent market research study conducted Feb 2019 with 64 UK homeowners).*



Panels and pelmets make Livinroof an adaptable roofing system that can be personalised to meet your needs.

Replacement roofs,
personalised for you

Livinroof

Choose Livinroof to let the light flood in, without letting the heat flood out. The flexible panel design means you can opt for thermally efficient glass wherever you want. With the insulation of a solid roof in between the glazed areas, Livinroof is designed to meet all current Building Regulations.

Livinroof comes with an internal pelmet as standard, adding impact to your architecture and style to your home, with the option of downlights, spotlights and speakers.

Livinroof



Performance Glass Roof

Performance Glass Roof

Conservatory roof manufacturing technology has come a long way in recent years. Advances in glass technology means that glass is now much more thermally efficient, reducing sun glare and helping retain heat. A high performance glass roof allows a plentiful supply of natural light to come into your home while still keeping your room comfortable all year round.

Livinroof

Insulated internal pelmet

The internal pelmet is available in any depth between 300mm and 1200mm, meaning you can enjoy the light of a conservatory, the look of an orangery and the solid feel of an extension, all in one great value option. Not only will you gain added insulation, you'll also add ambience, with space for downlights, spotlights and speakers.

Central lighting panel

Choose a central lighting panel and add your choice of light fittings to the central roof ridge. Consider creating discrete pools of light for dining or relaxing, or add feature lighting as the focal point of your design. Insulated for added warmth, the panel can also be painted to match your décor.

Add sound, light and style;
create the **perfect room** for your
family and friends



1. Insulated internal pelmet. 2. Central lighting panel. 3. Ultraroom lightweight tiled roof and curved cornice. 4. Roof vent. 5. Super-insulated column with fluted infill panel and two tier flat cornice. 6. Super-insulated column with flat infill panel and three tier flat cornice.

Super-insulated columns

Super-insulated columns add a classic look to your room. British engineering delivers five times the insulation of brick, which means you can have more glass, allow more light into your room, yet still meet Building Regulations.

Decorative cornices

Choose a curved cornice for an elegant traditional look or a flat cornice for more modern designs. One, two or three tier flat cornices finish your structure in style, while hiding the gutters.


Lightweight tile

The lightweight Ultraroom tile is manufactured to withstand extreme temperature variations. Tiles are available in 3 colours with an authentic slate design to complement any home (see p33 for colour options).

Roof vent

A roof vent is one of the fastest ways of ventilating a conservatory during the warmest months of the year. Roof vents are available with a choice of manual openers or an electronic option with thermostat and rain sensor.





White
Paint matching:
RAL9003



Sage Green
Paint matching:
BS14C35



Cream
Paint matching:
RAL9001




Irish Oak




Rosewood



Light Oak



Anthracite Grey
Paint matching:
RAL7016



Ebony Black
Paint matching:
RAL8022



Lightweight tiles



Carbon Grey



Harvest Brown



Terra Brick

Live life in colour

Make your living space your own with a range of stylish colours. From sophisticated ebony black, to the fresh feel of sage green, colour can make a real style statement. Choose one colour for the inside and another for the outside to complement your property and interior design.

Please note some options are only available with certain systems/designs. Your Ultraframe installer will advise accordingly.

A coloured conservatory consists of foiled and painted parts along with base colour extrusions. Every effort is made to ensure gloss levels are within reasonable tolerance. RAL and BS colour references are made in good faith. White gutter on white foiled roofs and black gutter is standard on all colour/finishes except Rosewood and Light Oak, where base extrusion colours are used.

Pictures are used for illustration purposes only. Colours throughout are reproduced as accurately as printing/screen will allow, if in doubt always request an actual physical sample of tile/bar/foil swatch.

Glazing options

Glass is generally classified in terms of the following performance criteria:



Light Transmission

Percentage of light transmitted through the unit. A low % can reduce glare from the sun.



Solar Rejection

The proportion of the sun's heat that is rejected. Generally the higher the percentage the better the glass is. However, if you have a North facing or shady site you may want solar rejection to be lower.



U-Value w/m2

A measure of how good the material is at preventing heat loss to the outside. The lower the figure, the more thermally efficient it is.



Self Cleaning

All Conservaglass is self cleaning and specially designed to remain cleaner for longer than conventional glass. The transparent coating on the glass harnesses the power of ultra-violet rays from the sun and rain (or water) to break down dirt and grime, then wash it clean away.



UV Protection

The higher the percentage, the lower the possibility of furniture and fabrics fading.



Quality as standard

All our glass is toughened, double glazed safety glass: 4mm glass - 16 mm Argon filled cavity – 4 mm glass, with black warm edge spacer as standard. It is manufactured in specialist roof glass factories and guaranteed for 10 years.

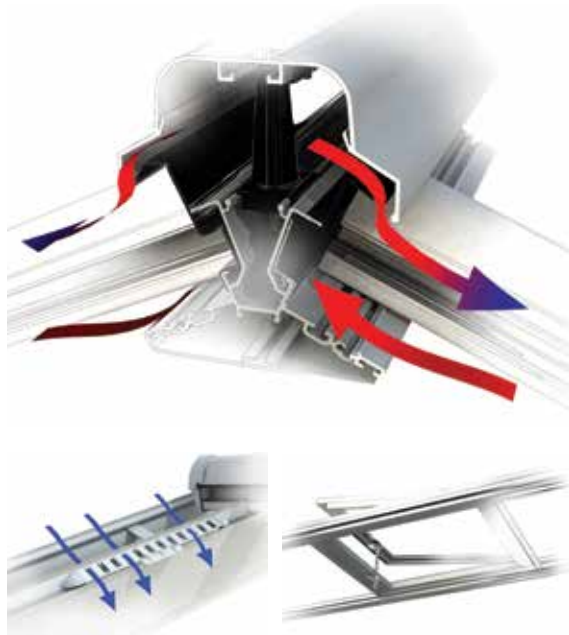
	Tier 4		Tier 3		Tier 2		Tier 1
	Celsius Elite	Conservaglass Ultra86	Celsius One	Conservaglass Ultimate Blue	Celsius Clear	Conservaglass 4S	Conservaglass Standard
U-Value	0.9	1.0	1.0	1.0	1.0	1.0	1.2
Light Transmission	34%	15%	38%	27%	61%	41%	42%
Solar Rejection	83%	86%	83%	80%	58%	67%	60%
UV Protection/ Rejection	94%	90%	94%	90%	73%	86%	83%
Colour tints	Blue	Azure Blue	Blue	Blue	Neutral	Blue, Neutral, Aqua, Bronze	Blue, Neutral, Aqua, Bronze



*Neutral coating gives a slightly grey appearance.

Ventilation

The type of ventilation you need is specific to your conservatory, based on many factors such as size, shape and most importantly, aspect in relation to the sun. South facing sites may need more ventilation than North facing sites, and other factors to consider include overshadowing from obstacles such as trees and buildings. A range of ventilation options are available to create a comfortable living environment, all year round.



Engineered to your postcode

All our roofs are designed for the extremes of the UK climate and every Ultraframe roof is engineered to your specific postcode. Our specialist software uses accurate data from NASA to calculate the altitude of your home along with predicted snow loads and wind speed.

The integrated structural design guide within the software draws on weather data and designs your new conservatory, orangery or extension for extreme snow loads and wind speeds that may occur in your location. Simply give the installer your postcode to ensure compliance with the correct structural loads.

Our extensive research and development team continues to innovate and design our products, so you can be certain that you're getting the latest in roofing technology engineered specifically for your own home.



Featured image: Ultrasky Orangerie, see pages 12 to 15.
For further information ask for the Ultrasky brochure.

more **style**, more **space**

Job No. 3581 Ultraframe CORE CDR001 AVJ 10K 07/20
It is Ultraframe's policy to continually seek to improve its products, processes and service
and we reserve the right to change specifications without prior notice. We have been
trading for over 35 years and strive to deliver unrivalled quality and service.

Ultraframe[®]
Transforming light and space